

How to Clean Up Your Local Voter Rolls

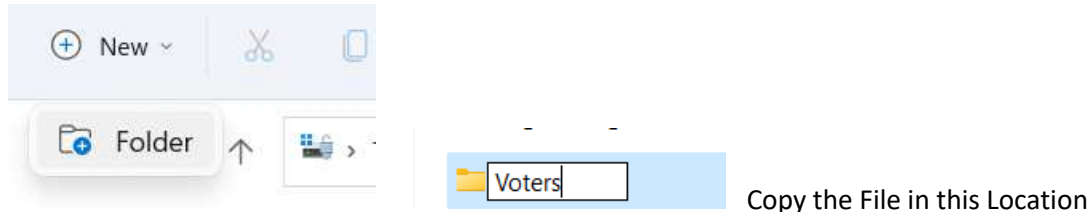
The way to clean up the Voter Roll is to send letters out to addresses that you suspect are fake, receive the return from sender, then contact your local Board of Elections, including the State Attorney General, Secretary of State, and whomever you believe should be on it, and ask the Local Voter Board of Elections to send a letter to these addresses to confirm if they should be on the rolls or not. According to the National Voters Right Act of 1993, the Local Board of Elections has this responsibility, and for some reason may not have been doing their duty for the last 2 and ½ decades, so you can make them liable and responsible for legal ramifications for not doing their duty. The following is the steps I have been using to report non-existent voters in my county. If you need some help, I would be glad to help you on your efforts. Padded Voter Rolls call in the question of election integrity, and there are a few things that can be done to insure that we have sound and fair elections – but the local Board of Elections must do their job.

All that is needed is some time, the local voter roll, stamps, envelopes and just wait for responses. That is all. If you do more, it will obviously cost more, but there is a satisfaction of knowing you did your job to make sure fair elections happen, and you now have ammo to hold the local Board of Elections accountable with factual evidence, and get charges files against them if illegal activity on their part has been found.

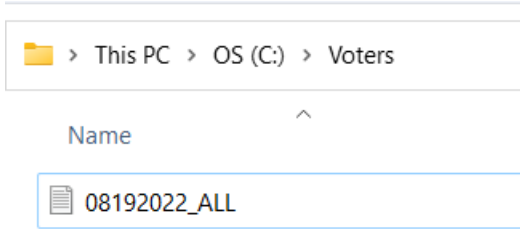
- 1) Step 1 is that you need to call your local Board of Elections office, and ask them for a copy of the Voter Rolls. In my area the latest voter rolls for the county are generated on Fridays, so I try to request the latest and greatest. In my area, it cost \$20 to get a copy. Schedule to pick it up. It usually is in a CD/DVD format – and is in some file format – ask them what format it is in. Ask them if they have it on a USB or CD so you can open the file later



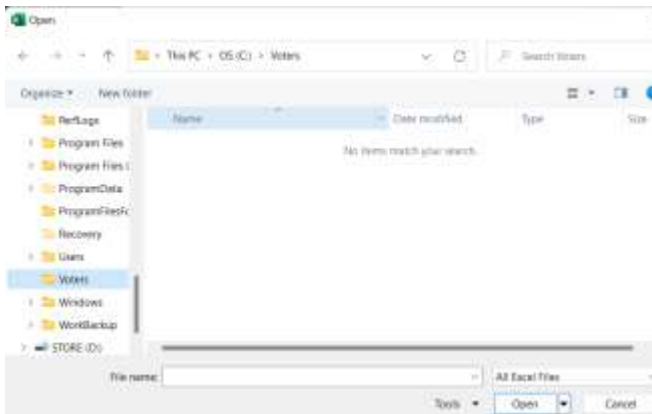
- 2) Load the CD/USB onto your laptop/desktop or computer – you can use excel to open it up. Since the file is large, I would copy the file to a location on your computer – create a C:\Voters Directory and insert the File in there.



- 3) After Copying the file, you can use Excel or Open Office Calc to Open it
I am using Excel for this and will try with Open Office Calc in the supplemental documentation.



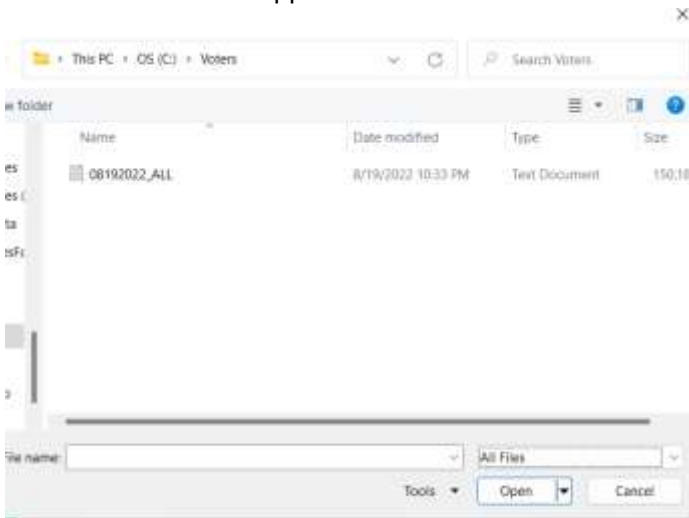
- 4) Open Excel and open the file – there will be a few prompts:



Change the All Excel Files to ALL FILES



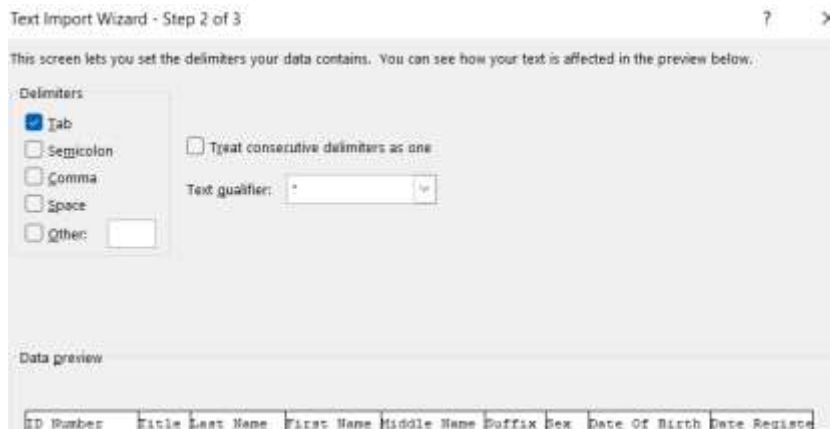
And then the file will appear



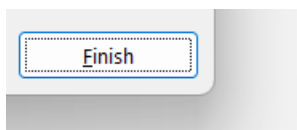
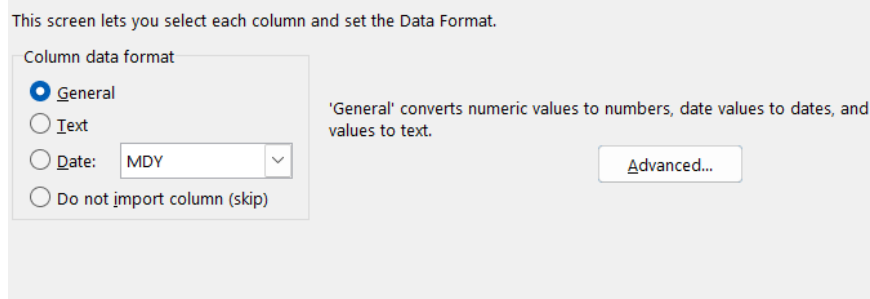
Open the file and you will see a few prompts:



Use Delimited, Use Tab, Use General, then Finish

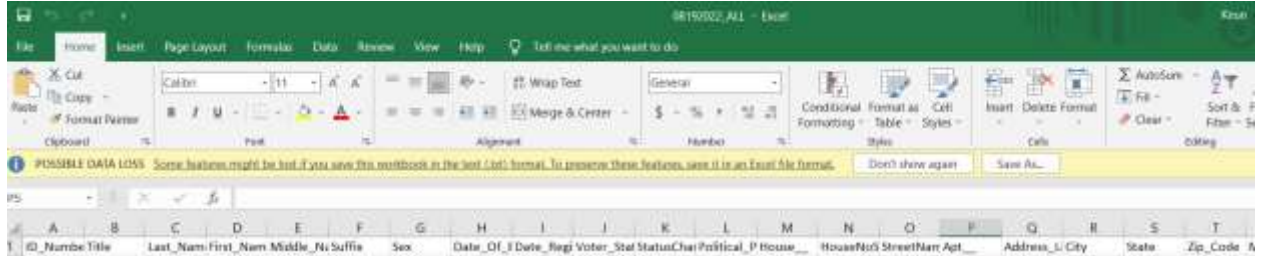


Text Import Wizard - Step 3 of 3

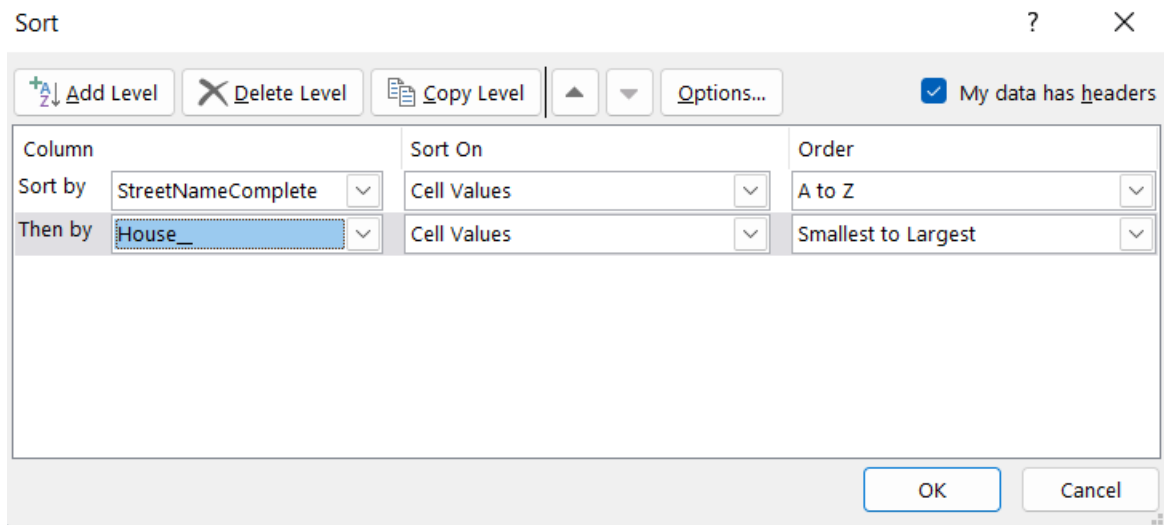
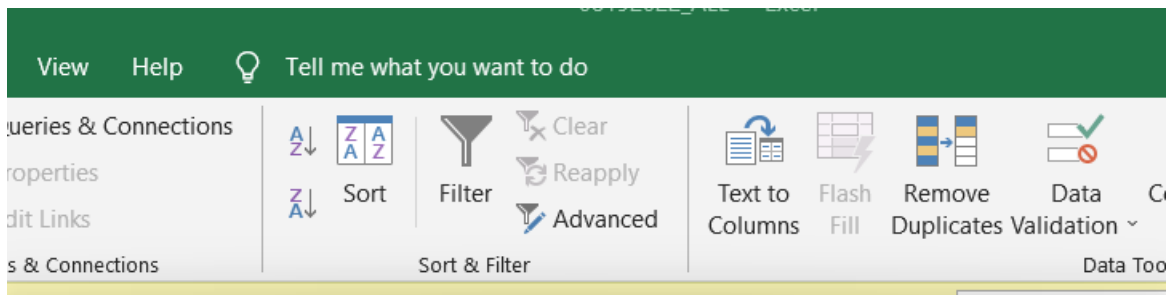
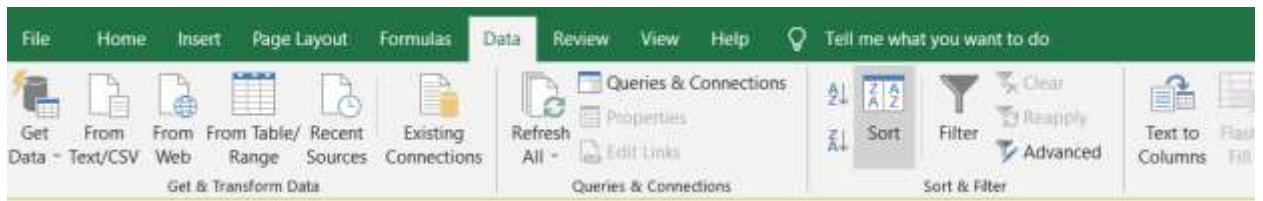


Don't be worried if your system takes some time to load – it is a large file.

- 5) The next task is to sort your voter roll. Dependent on what district or area you want to grab, I would start by sorting the data first.

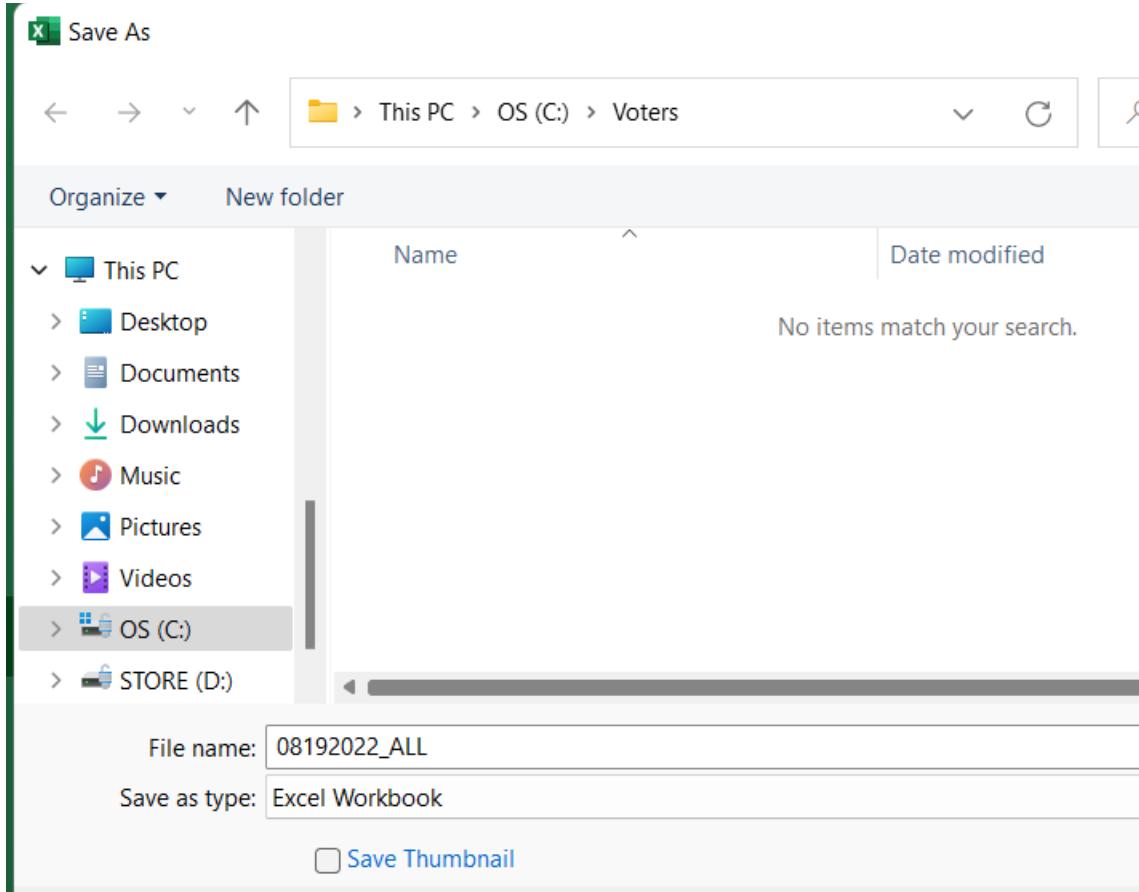


I sort by Street Name, Street Number



After Sorting – save this as your master County Sheet.

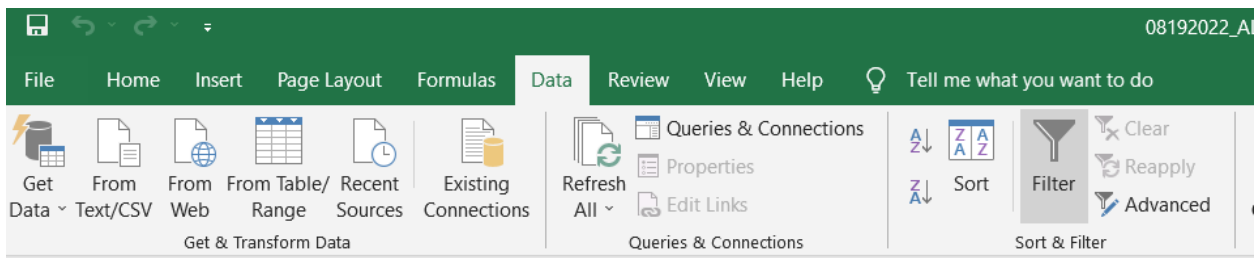
- 6) Now I grab an area by filtering the district – dependent on where you live, these districts isolate to smaller areas designated by how your area is setup for voting. For example if people vote at the local church, they represent one area, if someone votes at local school, it can be another area, or there can be multiple sites for a district.



Now you have an Excel Spreadsheet for the entire rolls, the filtering of the information you need for your target list is next.

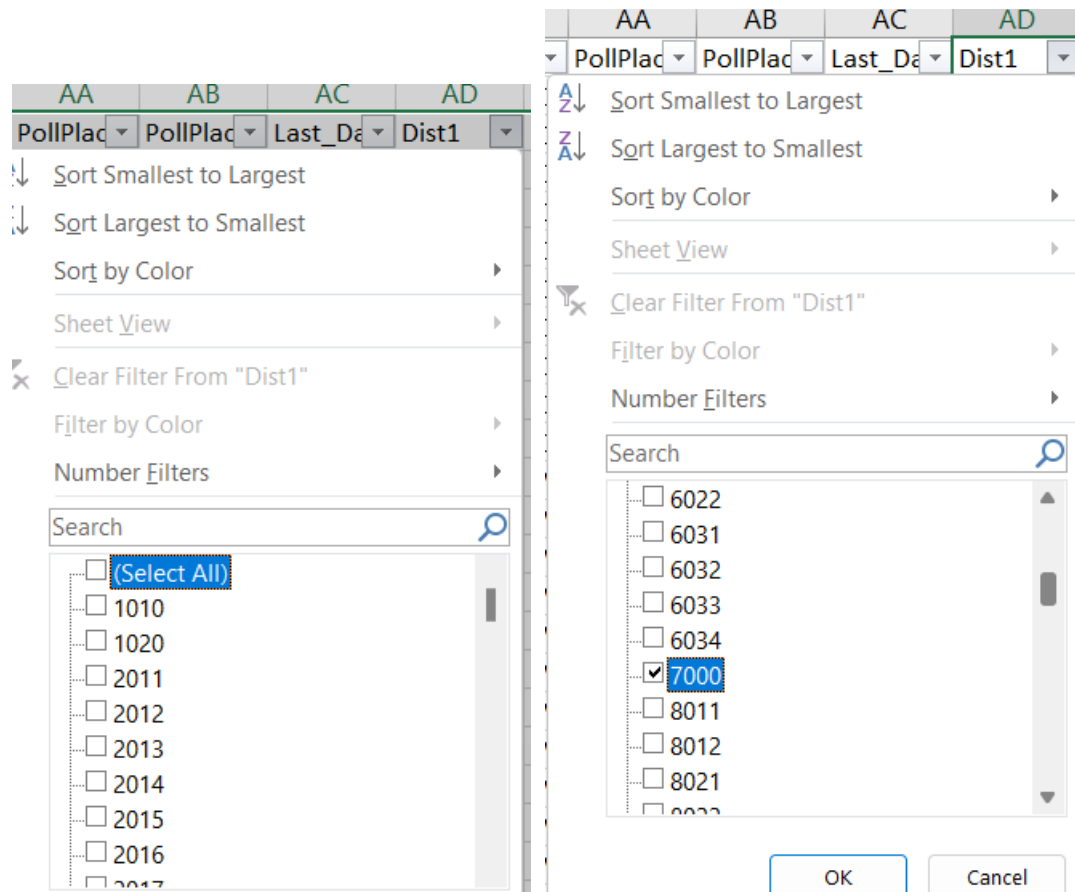
With the saved Excel Workbook, Now Filter your Data by your District. You can Filter by Party, by people that did not Vote after 2020, which is what I will be using for my filter. I will use district 7000 as my example.

Click on the Data Tab on Top and Click Filter



I am going to filter District 7000

You Click on the top box – uncheck Select All and choose your district



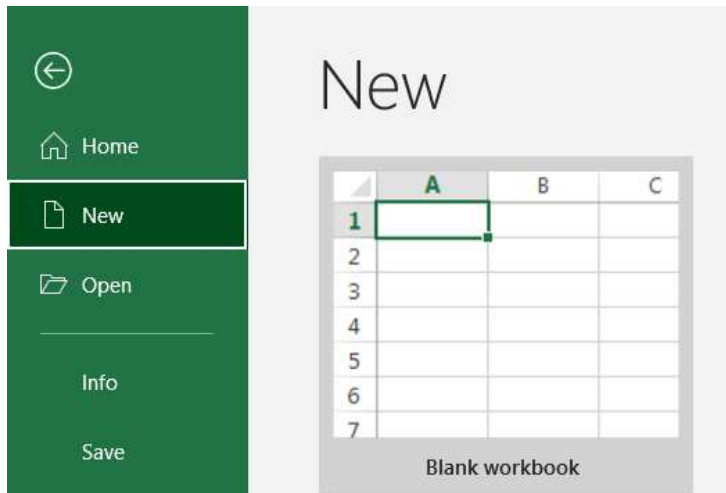
Click OK – and you will have a data set.

Now you have your district, create a new spreadsheet with this Data.

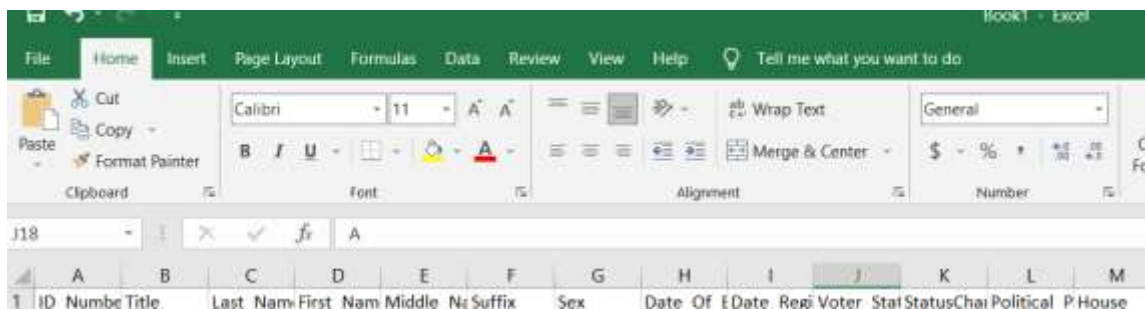
Press CTRL + A and press CTRL + C – this selects everything on your filter, and copies it

You will see dotted lines on the data you are copying

Click File New and Choose Blank workbook



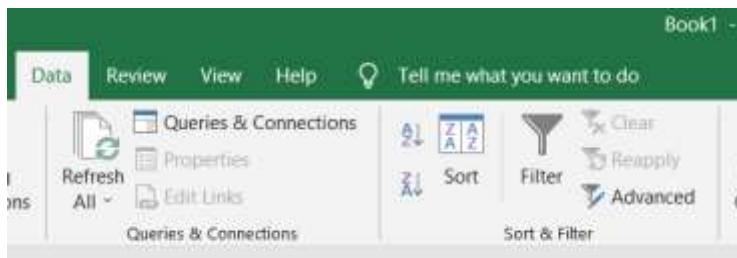
Press CTRL +V and this will paste your district data



Save this file as your local voter data – Click File and Save As and give it a name

This will be your local data to go through. You can sort by Party, Address, and even for folks that are consistent voters and voters that just magically appeared in 2020. I am going to sort for people that voted in 2020 and haven't been to primaries as my target – since this is the time voters suddenly appeared.

Apply your Data Filter



I am looking at the Voter dates

AV	AW	AX	AY	AZ	BA	BB	BC	BD	BE	SP
PR_05_	PR_05_	GN_11_	GN_11_	PR_05_	PR_05_	GN_11_	GN_11_	PR_06_	PR_06_	
						R	P			
						NF	AP			
						D	AP	D	AP	
						D	AB	D	AB	
						R	MB	R	MB	
						NF	MB			
D	MB					D	AB	D	AB	
R	MB					R	MB	R	AB	
R	MB	R	MB	R	MB	R	MB	R	MB	
R	MB	R	MB	R	MB	R	MB	R	MB	
						R	MB			
						R	MB			
						D	AB			
						D	AP			
D	AP	D	AP	D	AP	D	AP			
R	MB	R	MB	R	MB	R	MB			
R	MB	R	MB	R	MB	R	MB			
						R	MB			
						NF	AP			
						D	MB			
R	MB	R	MB	R	MB	R	MB	R	MB	
		R	MB	R	MB	R	MB	R	MB	
R	MB	R	AB			R	MB	R	AB	
						R	MB			
D	AP	D	AP	D	AP	D	AP	D	MB	

I filter by folks that voted in 2020 but did not attend any primaries in May. The list includes Republicans, Democrats and Independents.

I copy these addresses onto another sheet and then use these as my reference to validate voters.

Send a letter, whether you want to say Hi! Promote a product, a website, or some special event. Wait for the letter. If you get no response the person most likely exists, if you get a return letter, this is your evidence you use to go back to the Board of Elections and you keep as hard evidence.

If you move out of the county, send a letter to the Board of Elections to Remove you on the Voter Roll once you are registered in your new district.

If you have a death, send a copy of the death certificate to the Board of Elections.

If one year goes by and the local Board does not remove you, make sure you write the names of everyone in that Board of Elections and file suit. Sue for damages and also sue for negligence, as well as not complying by the Nation Voters Right Act of 1993. If you take this into civil court, have the proof and sue for damages as well as ask that those officials be barred from office. Such negligence is unacceptable in our communities today.



What my findings have shown in my letters are:

457 Names can be removed for Independents, 661 for Republicans, 676 Democrats.

91815 in total can be removed according to the NVRA of 1993 on my county Voter Rolls.

